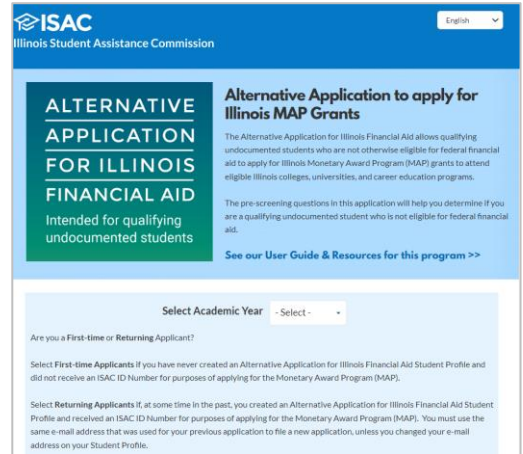


Completing the 2025-26 Alternative Application for Illinois Financial Aid User Guide

The Retention of Illinois Students & Equity (RISE) Act, which went into effect on January 1, 2020, allows undocumented students who are ineligible for federal financial aid to apply for state financial aid if they meet certain eligibility criteria.

The Alternative Application for Illinois Financial Aid provides a pathway for students who meet the provisions of the RISE Act to apply for the Monetary Award Program.

The Alternative Application collects much of the same data as the Free Application for Federal Student Aid (FAFSA®) but is administered by the Illinois Student Assistance Commission.



The Alternative Application Process

Complete Pre-Screening Questions

- Questions will be presented to help determine if you are eligible to complete this application or if you should complete the FAFSA®.
- You will be provided with guidance on which application to complete after answering the pre-screening questions.
- Data collected in the pre-screening questions will be retained by ISAC and will not be shared with colleges.

Create Student Profile

- If the pre-screening questions determine that you should proceed with this application, then you will be prompted to create an ISAC Student Profile.
- An e-mail address, password and challenge question/answer will be required.
- After creating your profile, an ISAC Identification (ID) Number will be assigned to you.

Provide Student and Parent Data

- There are seven sections in the application which collect demographic and financial information about the applicant and about the parent(s) for dependent students.
- Separate e-mail addresses are required for the applicant and the parent so a Personal Identification Number (PIN) can be sent to them to electronically sign the application.
- For the 2025-26 award year application, both the student and parent(s) should provide 2023 tax and/or income information.

Review, Sign, and Submit

- E-mail messages will be sent to the addresses provided in the application and each will contain the PIN number the student and parent will need to sign the application.
- Student applicants will be presented with an Eligibility and Certification/Affidavit statement which should be carefully reviewed, and if in agreement, applicants can proceed and provide their electronic signature (PIN).
- Once all required data and signatures have been provided, the application can be submitted to ISAC electronically.

Tips and Notes About Completing the Application

There are **seven sections** in the application:

- Section 1 – Demographic information about the student
- Section 2 – Student’s income and asset information
- Section 3 – Questions to determine if a student is dependent or independent
- Section 4 – Demographic and financial information about the applicant’s parents
- Section 5 – Household information about independent students
- Section 6 – School choices
- Section 7 – Review/edit data provided, certify eligibility and accuracy of information, and electronically sign the application.

Here is **what to expect for 2025-26**:

- The application is modeled after the 2025-26 FAFSA® and collects most of the same data, with a few important differences.
- Questions will not always follow the same order as they appear on the FAFSA®.
- Whenever possible, questions have been eliminated to simplify the application.
- Applicant data provided will be used to calculate a Student Aid Index (SAI) in the same manner as the FAFSA® form.
- Only one parent must electronically sign the Alternative Application for a dependent student, even when financial information is provided by more than one parent.
- Help text is provided in both English and Spanish.

Here is a **list of documentation needed** to complete the 2025-26 application:

- 2023 federal income tax returns, W-2s, and other records of money earned
- Bank statements and records of investments (if applicable)
- Records of untaxed income (if applicable)
- List of Illinois colleges the student would like to attend
- Parents of dependent students will also need most of the same information listed above.

Here is important information **about the PIN** you’ll need to sign the application:

- ISAC will provide separate four-digit Personal Identification Numbers (PINs) to the student and parent that must be used to electronically sign the application.
- The PINs will be sent to the e-mail addresses that are provided on the application.
- The student and parent must provide two separate e-mail addresses.
- The application is not considered complete and cannot be submitted until electronic signatures have been provided.
- If you are a renewal applicant, both you and your parent may use the PIN assigned to you the previous year. However, if you have requested a new PIN at some point, you (and your parent) must use the most current PIN (based on the last activity) associated with your Student Profile. If you are unable to locate a previous your PIN or are unsure which one is most current, you and/or your parent may simply request a new PIN.


Here is some other helpful information:

- A **Save** function is available in the application that will allow you to save your data and return at a later time to finish completing the application.
- Once you have started an application, any time you return (e.g. to finish completing it or to make a correction), you should log in as a Returning Applicant. If you are a renewal applicant, you should also log in as a Returning Applicant. If you forget your log in information, you can contact ISAC at 1-800-899-4722 for assistance. Select Option 3.
- If, as a dependent applicant, you are unable to provide parental data due to an unusual circumstance (such as fleeing an abusive home) you should contact the financial aid office at the college you plan to attend for guidance and assistance.

Here is important information about ISAC’s Privacy Policy:

- ISAC respects your right to privacy. ISAC is committed to ensuring that your personal, professional and financial information is secure. We have taken numerous steps to help safeguard the integrity of our communications and computing infrastructure, including but not limited to authentication, monitoring, auditing, and encryption. Security measures have been integrated into the design, implementation and day-to-day practices of the entire ISAC operating environment as part of our continuing commitment to risk management. Please read ISAC’s [complete policy](https://www.isac.org/complete-policy) at [isac.org](https://www.isac.org) to understand how your personal information will be used.

PRE-SCREENING QUESTIONS

 Illinois Student Assistance Commission English

STUDENT

This application is for individuals who are not eligible for federal student financial aid because they are qualified undocumented applicants.

The following questions will help determine if you may be eligible to apply for federal student aid or whether you are eligible to use this application to apply only for state student financial aid. You are encouraged to speak with a financial aid counselor at your school or an ISAC counselor to assist you with determining which application to file.

You may be eligible for federal student aid if you are a U.S. citizen (U.S. national) or what the federal government calls an "eligible noncitizen."

If you are a U.S. citizen (U.S. national), skip to the bottom of this page and select "Yes."

If you are not a U.S. citizen, you may still be eligible for federal financial aid if you are what the federal government calls an "eligible noncitizen." Select "Yes" at the bottom of this page if any of the descriptions of an "eligible noncitizen" below apply to you:


- U.S. permanent resident, with a Permanent Resident Card (formerly known as an Alien Registration Receipt Card or "Green Card")
- Conditional permanent resident (I-551C)
- Other eligible noncitizen with an Arrival-Departure Record (I-94) from the Department of Homeland Security showing any one of the following designations: "Refugee," "Asylum Granted," "Indefinite Parole," "Humanitarian Parole," or "Cuban-Haitian Entrant"
- A citizen of the Republic of Palau (PW), the Republic of the Marshall Islands (MH), or the Federated States of Micronesia (FM).
- Hold a T nonimmigrant status ("T-visa") (for victims of human trafficking) or your parent holds a T-1 nonimmigrant status
- A "battered immigrant-qualified alien" who is a victim of abuse by your citizen or permanent resident spouse, or you are the child of a person designated as such under the Violence Against Women Act (VAWA).

Are you a U.S. citizen (U.S. national) or someone who meets the description of an eligible noncitizen in one of the dot points above

Yes
 No

[CONTINUE](#)

- If you are a first-time applicant, the pre-screening questions must be answered to determine if you are eligible to complete an application.
- These questions will help you determine if you should complete the Alternative Application for Illinois Financial Aid or the Free Application for Federal Student Aid (FAFSA®).
- Renewal applicants will not have to answer the pre-screening questions.

 Illinois Student Assistance Commission English

STUDENT

In order to be eligible to apply for a MAP grant through this application, you must meet *all* of the following criteria:

1. you resided with your parent or guardian while attending a public or private high school in Illinois;
2. you graduated from a public or private high school, or received the equivalent of a high school diploma, in Illinois;
3. as of the date you graduated from high school or received the equivalent of a high school diploma, you had attended school in Illinois for at least three (3) years;
4. by signing the Alternative Application for Illinois Financial Aid you will be providing an affidavit stating that you will file an application to become a permanent resident of the United States at the earliest opportunity you are eligible to do so; and
5. you have not established a residence outside of Illinois.


Do you meet *all* of the above criteria?

Yes
 No

[BACK](#) [CONTINUE](#)

[Privacy Policy](#)

© Copyright 2022 Illinois Student Assistance Commission. ISAC is an official agency of the State of Illinois.

 Illinois Student Assistance Commission English

STUDENT

Based on the responses you provided, you are eligible to file a Alternative Application for Illinois Financial Aid.

Click on the "Start Application" button below to begin your application.

[START APPLICATION >](#)

STUDENT SECTIONS

Section 1 Student ✓
Section 2 Student ✓
Section 3 Student ✓
Section 4 Parent
Section 5 Student ✓
Section 6 Student ✓
Section 7 Review & Signature ✎

Student Information > Demographics

Your ISAC ID Number ?
###00####

First name ?

Middle name ?

Last name ?

Suffix ?

Date of birth ?

Telephone number ?

ZIP Code ?

Date of birth ?

Telephone number ?

ISAC requires your e-mail address so we can send the PIN needed to sign your application. Your e-mail address will also be shared with the schools that you selected on your application. ?

Section 1 of the application collects demographic information about the student, such as name, date of birth, high school name, etc., and provides your ISAC ID number at the top of the page. Complete all fields as accurately as possible.

Once all questions have been answered, select the Next button at the bottom of the screen to navigate to the next page. Red messaging will indicate if you have not provided information for a required field, and you won't be able to proceed until all required information has been entered.

The e-mail field is pre-populated with the e-mail address provided when creating your Student Profile. Once the Next button is selected on this screen, an e-mail with the student's Personal Identification Number (PIN) will be sent to the applicant.

Subject: Alternative Application for Illinois Financial Aid

You are receiving this e-mail because you created an account to complete the Alternative Application for Illinois Financial Aid to apply for the Monetary Award Program (MAP), administered by the Illinois Student Assistance Commission (ISAC). The PIN that you will need to sign your application is provided below.

PIN ####

Please keep your PIN confidential and do not share it with anyone.

NEXT

ALTERNATIVE APPLICATION FOR ILLINOIS FINANCIAL AID 2025-2026

SAVE

Section 1 Student ✓
Section 2 Student ✎
Section 3 Student
Section 4 Parent
Section 5 Student
Section 6 Student

Student Information > Tax Information

✓ Application was successfully saved.

Answer these questions about yourself, the student. If you are married or remarried, and you did not will be asked to provide additional information about your spouse following the student questions.

Did or will the student file a 2023 IRS Form 1040 or 1040-NR? ?
 Yes
 No

Section 2 of the application collects information about the student applicant's income and assets.

In order to complete this section, you will need your federal tax returns, W-2s, and/or other records of money earned, as well as information about your assets using documents such as bank statements, records of investments, and/or other records of untaxed income.

Help text for each question provides additional guidance.

DEPENDENCY STATUS AND PARENT SECTION

ALTERNATIVE APPLICATION FOR ILLINOIS FINANCIAL AID 2025-2026

SAVE

Section 1 Student ✓
Section 2 Student ✓
Section 3 Student ✎
Section 4 Parent
Section 5 Student
Section 6 Student

Student Information > Dependency Status

Student's Personal Circumstances - Answer the questions in this section to determine if you will need to provide parental information.

The student is currently serving on active duty in the U.S. Armed Forces for purposes other than training. ?

Yes

No

The student is a veteran of the U.S. Armed Forces. ?

Yes

No

The student has children or other people (excluding their spouse) who live with the student and receive more than half of their support from the student now and between July 1, 2025, and June 30, 2026. ?

Yes

No

Section 3 asks questions to determine if the student is a dependent or independent student for purposes of the application, which is an important factor in determining a student's financial need for state financial aid.

These are the same questions asked on the FAFSA, and the definitions for terms used in these questions are the same as well.

A student who does not meet at least one of the independent student criteria for the academic year is considered a dependent student and must also provide parental information on the application.

Application was successfully saved.

Data is automatically saved each time you navigate to a new section. You may also use the Save button at the top of the page. A message will appear in a green notification bar when data has been successfully saved.

Section 1 Student ✓
Section 2 Student ✓
Section 3 Student ✓
Section 4 Parent ✎
Section 5 Student
Section 6 Student ✓
Section 7 Review & Signature ✎

Parent Information > Demographics

Your ISAC ID Number ?

#####

Answer all the questions in Section Four even if you do not live with your legal parent(s). Legal parents are biological or adopted by the state. Grandparents, foster parents, legal guardians, widowed stepparents, aunts, uncles, and siblings are not considered legal parents unless they have legally adopted the student.

First name ?

Middle Name ?

Last name ?

Suffix ?

Date of Birth ?

E-mail address -- We require an e-mail from your parent so ISAC can send them a Personal Identification Number (PIN) to complete the application. This e-mail will also be shared with the schools you select on your application. ?

Section 4 is for parental data that is needed for dependent students. It collects demographic and financial information about the parent.

The definition of a legal parent is provided at the beginning of the section and additional guidance is provided in the help text for each question.

In this section you must also provide your parent's e-mail address so that a PIN can be sent to your parent to electronically sign the application.

Your parent's e-mail address cannot be the same as your student e-mail address provided on the application.

SCHOOL INFORMATION AND REVIEW PROCESS

ALTERNATIVE APPLICATION FOR ILLINOIS FINANCIAL AID 2025-2026 SAVE

Section 1 Student ✓
Section 2 Student ✓
Section 3 Student ✓
Section 4 Parent ✓
Section 5 Student
Section 6 Student
Section 7 Review & Signature

Student Information > School Information

✓ Application was successfully saved.

Indicate which colleges you want to receive your application data.

1ST Federal School Code ?
-- Select --

2ND Federal School Code ?
-- Select --

3RD Federal School Code ? ←
-- Select --

4TH Federal School Code ?
-- Select --

5TH Federal School Code ?
-- Select --

Section 6 is where you will select the Illinois schools that you are most interested in attending and to which you would like your financial data sent so that they can determine your eligibility for the Monetary Award Program (MAP).

You may select up to 10 schools. You should include your top choices, even if you haven't applied for admission or been accepted yet.

The list of schools that you can select from is the complete list of schools in Illinois that are approved to participate in MAP.

ALTERNATIVE APPLICATION FOR ILLINOIS FINANCIAL AID 2025-2026 SAVE

Section 1 Student ✓
Section 2 Student ✓
Section 3 Student ✓
Section 4 Parent ✓
Section 5 Student
Section 6 Student ✓
Section 7 Review & Signature

✓ Application was successfully saved. ✕

REVIEW | ELIGIBILITY REQUIREMENTS | CERTIFICATION/AFFIDAVIT | PARENT SIGNATURE AND CERTIFICATION

Your ISAC ID Number ?
###00####

- ▶ Section 1 - Student
- ▶ Section 2 - Student
- ▶ Section 3 - Student
- ▶ Section 4 - Parent
- ▶ Section 5 - Student
- ▶ Section 6 - Student

Print icon

Once all required sections and data fields have been completed on the application, you will have an opportunity to review the information before submitting it. You can navigate back to an appropriate section if a correction or update is needed at this point.

Clicking on the print icon, will open a summary of your application in a PDF file for printing. Applicants are encouraged to print a copy of the application summary and note their ISAC ID number for future reference.

SIGNING AND SUBMITTING THE APPLICATION

ALTERNATIVE APPLICATION FOR ILLINOIS FINANCIAL AID 2025-2026 SAVE

Section 1 Student ✓
Section 2 Student ✓
Section 3 Student ✓
Section 4 Parent ✓
Section 5 Student
Section 6 Student ✓
Section 7 Review & Signature

REVIEW ELIGIBILITY REQUIREMENTS **CERTIFICATION/AFFIDAVIT** PARENT SIGNATURE AND CERTIFICATION

By signing this application electronically using my username and password and/or any other credential, I certify that I have read the Alternative Application for Illinois Financial Aid requirements and that I meet the Eligibility Status criteria as stated, making me eligible to complete this Alternative Application for Illinois Financial Aid.

I also understand that I am applying to be considered for the Monetary Award Program (MAP) grant and that my eligibility will be determined based on additional factors, including, but not limited to, my financial condition, my Illinois residency and the availability of funds appropriated by the State.

If I am not a U.S. Citizen (U.S. National) or eligible noncitizen as defined in federal law, I hereby swear or affirm that I will file an application to become a permanent resident of the United States at the earliest opportunity I am eligible to do so.

I further certify that I am the person identified by the username and password, and/or any other credential and have not disclosed that username and password and/or any other credential to anyone else.

I understand that any person who, by means of any false statement, willful misrepresentation, or through other fraudulent device obtains or attempts to obtain or aids or abets any person in obtaining student aid from the Illinois Student Assistance Commission to which the person is not entitled, will be guilty of a Class B misdemeanor and the award obtained by such means will be recoverable in a civil action. (110 ILCS 947/120)

I certify that to the best of my knowledge all of the information and attestations provided in this application are true, accurate and complete.

Section 7 is where students and parents of dependent students review the certification statements regarding the information they've provided on the application and electronically sign the application if they agree, using the PIN provided to them by ISAC.

The student applicant must first review the Eligibility Requirements, and then the Certification and Affidavit statements.

If the student is in agreement with the certification and affidavit statements, the applicant should click on the Provide Signature button, which will activate the data field for the PIN. Once the student has entered the PIN, the applicant should click on the Save button.

If the applicant is not able to locate the e-mail to which the PIN was sent, another PIN can be requested by clicking on the Resend Link & PIN button.

Signature Status

Both you and a parent need to sign your Alternative Application for Illinois Financial Aid.

You may only sign for yourself. Your parent must sign using your ISAC ID Number and the parent PIN that was provided to your parent in an earlier e-mail. If your parent cannot locate the e-mail containing the PIN, click the button labeled, "Resend Link & PIN".

Required Student Signature: UNSIGNED RESEND LINK & PIN

PROVIDE SIGNATURE

The "Submit" button will remain grayed out until a parent signature is provided, if required. If a parent signature is not required, the applicant should click on the activated "Submit" button and that will complete the application process.

Please provide 4-digit PIN sent to student e-mail

SAVE CANCEL

SUBMIT < PREVIOUS NEXT >

SIGNING AND SUBMITTING THE APPLICATION

ALTERNATIVE APPLICATION FOR ILLINOIS FINANCIAL AID 2025-2026 SAVE


Section 1 Student ✓ Section 2 Student ✓ Section 3 Student ✓ Section 4 Parent ✓ Section 5 Student Section 6 Student ✓ Section 7 Review & Signature ✎

REVIEW ELIGIBILITY REQUIREMENTS CERTIFICATION/AFFIDAVIT **PARENT SIGNATURE AND CERTIFICATION**

By signing and submitting this signature page, I agree, if asked, to provide documentation that verifies the accuracy of the completed Alternative Application for Illinois Financial Aid. This documentation may include, but is not limited to, a copy of my U.S. or State income tax form or pay stubs.

I understand that any person who, by means of any false statement, willful misrepresentation or through other fraudulent device obtains or attempts to obtain or aids or abets any person in obtaining student aid (from the Illinois Student Assistance Commission) to which the person is not entitled will be guilty of a Class B misdemeanor and the award obtained by such means will be recoverable in a civil action. (110 ILCS 947/120).

I certify that to the best of my knowledge all information and attestations provided in this application are true, accurate and complete.

Required Parent Signature: : UNSIGNED  **RESEND LINK & PIN**
PROVIDE SIGNATURE


The parent (for dependent applicants) must also sign the application using the PIN sent to the e-mail address provided for the parent in Section 4 of the application.

The parent may sign at the same time as the student, or the parent may log in at a later time. The parent will need the student's ISAC ID Number, and the parent PIN to access the application.

The parent will be provided with a certification statement to review, and if in agreement, must then click the Provide Signature button, which will activate the data field for the PIN. Once the parent has entered the PIN, the parent should click on the Save button.

ALTERNATIVE APPLICATION FOR ILLINOIS FINANCIAL AID 2025-2026 SAVE

Application Submission Confirmation

 Congratulations,
ISAC ID Number: #####

Important

- Be sure to retain and secure your ISAC ID Number. The number - which does not change - serves as your individual student identifier at ISAC and at your college.
- Keep your e-mail address current in your Student Profile. You will need your Profile e-mail address to access, update, or correct your Alternative Application in the future.

What Happens Next

- Your Alternative Application information will be made available to the school(s) you listed on your application. The information will be used to determine the financial aid, including MAP, you will be eligible to receive.
- Your school(s) will contact you if more information is needed and/or to inform you about your financial aid award package.
- If you have questions about your financial aid award package, contact your school(s).
- If you need to make corrections to the information you submitted, log in to your application through the "Returning Applicants Login" button, using your user name and password. Correct the necessary item(s) and then sign and submit the application by entering the provided PIN.

An abbreviated version of your confirmation page has been sent to you at the e-mail address:

PRINT THIS PAGE

Once all required signatures have been provided, the Submit button will be activated and the student can submit the application to complete the process.

If the application is successfully submitted, the student will receive a confirmation page, as well as an e-mail from ISAC.

It is recommended that the student print the confirmation page for their records.

The student's ISAC ID Number is provided on the confirmation for future reference.

This ISAC ID Number will stay the same for the student for each award year.

Alternative Application for Illinois Financial Aid Successfully Submitted

ISAC.NoReply@illinois.gov
to:

Congratulations

This e-mail confirms that your Alternative Application for Illinois Financial Aid - used to apply for the Monetary Award Program (MAP), administered by the Illinois Student Assistance Commission (ISAC) - was successfully submitted.

MAKING CORRECTIONS TO THE APPLICATION

What kinds of changes can I make to my Alternative Application once it's been processed?

Generally, you should not update information that was correct as of the date you signed and submitted your initial Alternative Application because it is considered to be a “snapshot” of the family’s financial situation as of that date. For example, if you spent some of your savings after submitting the application, you should not update your information to show a change in that amount.

Correcting or updating information on your Alternative Application can have an impact on your eligibility and your Student Aid Index (SAI). If there will be a significant change in your or your parent’s income since you submitted your initial application or if your family has other circumstances that cannot be reported on the application, it is recommended that you speak to the financial aid office at the school you plan to attend before making multiple and/or significant changes to your application. Following are general guidelines for making corrections and updates.

Corrections: If You Made a Mistake

If you made a mistake in what you reported on the Alternative Application, you will need to make a correction.

Updates: If Your Situation Has Changed

You may update your mailing address, e-mail address, and other contact information if it has changed.

There are certain items that you must update:

- You must update anything that changes your dependency status, except a change in your marital status. If your marital status changes, contact your financial aid office to determine if you should update the application.
- If (and only if) you are selected for verification by your school, you must update your application if there is a change in the number of family members in your parents’ household or in your household.

Changes to School Choices: If You Want to Add or Delete a School

If you want to make your Alternative Application information available to an additional school after filing the application, you may add another school choice. However, no more than 10 schools may be listed on your application at one time. If you have already made 10 school choices, you will need to replace one of the choices with the new school. The school removed from the list will not have access to any new information you provide after you’ve removed that school.

How do I make changes to my Alternative Application?

- Navigate to the Alternative Application home page and log in as a Returning Applicant.
 - Use the username (e-mail address) and password you provided when you created your Student Profile.
- Correct/update your information.
- Sign and submit your new information by providing your PIN on the signature page. If parent data was changed, your parent will also need to sign the application.
 - Use the same PIN provided to you for your initial application, or request a new PIN if you are unable to locate your original PIN.

MAKING CORRECTIONS TO THE APPLICATION

To correct your application, you will need to login as a **Returning Applicant** using the username (e-mail address) and password you provided when you created your Student Profile.

The screenshot displays the 'Alternative Application for Illinois Financial Aid' website. A green sidebar on the left contains the text: 'ALTERNATIVE APPLICATION FOR ILLINOIS FINANCIAL AID Intended for qualifying undocumented students'. The main content area is titled 'Alternative Application to apply for Illinois MAP Grants' and includes a 'Select Academic Year' dropdown menu set to '2024-2025'. Below this, there are instructions for 'First-time Applicants' and 'Returning Applicants'. The 'Returning Applicants' section is highlighted with a blue box and contains a 'LOGIN' button. To the right, a 'Student Profile' modal window is open, showing a 'LOGIN' form with fields for 'Username' and 'Password', and a 'LOGIN' button. Below the form are links for 'Forgot Password?' and 'Forgot Username?'. At the bottom of the modal, there is a link for 'Resetting your Password or Challenge Question'. On the right side of the main page, there is a 'Submit Parent Signature' section with a 'PARENT SIGNATURE' button. Below this, a 'Signature Status' section shows a signature line with a 'PROVIDE SIGNATURE' button and a 'RESEND LINK & PIN' button. Blue arrows indicate the flow from the 'LOGIN' button in the 'Returning Applicants' section to the 'Student Profile' modal, and from the 'PROVIDE SIGNATURE' button to the 'Signature Status' section.

All corrections, including changing or adding school choices, will require you to re-sign the application to confirm your changes and submit them for corrections.

If changes are made to parent data, then the parent will need to re-sign the application as well, following the same process used when they initially signed the application.

Both the student and the parent should use the same PIN provided to them in the initial application process. However, if you are unable to locate your PIN, you may request a new one on the signature page of the application and it will be sent to the e-mail address provided on your application.

Each time you make a correction or update to your application, it will generate a new student record at the school(s) listed on your application and could possibly result in a new SAI and/or impact your eligibility for MAP.

The colleges you have listed on your application will have access to the new information, and you will receive an e-mail from ISAC confirming that your corrections have been processed.

FREQUENTLY ASKED QUESTIONS

About the RISE Act and the Application Process

What does RISE stand for and what's the purpose of the legislation?

The Retention of Illinois Students and Equity (RISE) Act provides the opportunity for a student attending college in Illinois who is deemed an Illinois resident for tuition purposes and is not otherwise eligible to receive federal financial aid to apply and receive consideration for state financial aid.

For the Illinois residency requirements under the RISE Act provisions, do the 3 years have to be consecutive?

No. The requirement that an applicant attended a school in Illinois for three years prior to high school graduation does not have to happen consecutively, but the three years must have been prior to high school graduation.

Is the Alternative Application for Illinois Financial Aid available to print and mail in?

No. A paper application is not available. The application must be completed online and signed electronically.

Can I use my cell phone to complete and submit the Alternative Application?

No. You cannot use a mobile device with the Alternative Application. The application is not mobile-friendly.

Is the information that I provide when I apply through the Alternative Application for Illinois Financial Aid being kept secure and protected?

The information collected on the pre-screening questions will be retained by ISAC and kept private according to the agency's privacy policies. The application data that is used to calculate the Student Aid Index (SAI) and the eligible award amount for the MAP grant will be retained by ISAC and will be shared with the colleges you select on the application through ISAC's secure portal that colleges use to administer ISAC programs. ISAC respects your right to privacy and is committed to ensuring that your personal, professional and financial information is secure.

ISAC has taken numerous steps to help safeguard the integrity of our communications and computing infrastructure, including but not limited to authentication, monitoring, auditing, and encryption. Security measures have been integrated into the design, implementation and day-to-day practices of the entire ISAC operating environment as part of our continuing commitment to risk management.

About Eligibility

The criteria to complete the Alternative Application for Illinois Financial Aid says that I had to have graduated from high school to be eligible to complete it, so if I'm currently a senior in high school, does that mean I have to wait until after I actually graduate to complete the application?

If you are currently a high school senior, you do not have to wait until after you have graduated from high school to complete the Alternative Application for Illinois Financial Aid. If you are currently a high school senior, waiting until after you graduate to complete the application could impact your ability to receive limited MAP funds, so you are encouraged to complete the application *as soon as possible* after it becomes available in the academic year that you will graduate from high school.

FREQUENTLY ASKED QUESTIONS

About Eligibility

Can any undocumented student apply using the Alternative Application for Illinois Financial Aid?

A state-eligible noncitizen student may be eligible to apply for ISAC gift assistance programs under the RISE Act provisions if they are: “any person who is deemed an Illinois resident for tuition purposes under state law.” To qualify, an applicant must meet all the criteria, which are based on Illinois statute regarding in-state tuition eligibility:

- the individual resided with his or her parent or guardian while attending an Illinois public or private high school;
- the individual graduated from a public or private high school or received the equivalent of a high school diploma in Illinois;
- the individual attended school in Illinois for at least 3 years as of the date the individual graduated from high school or received the equivalent of a high school diploma;
- the individual provides an affidavit stating that the individual will file an application to become a permanent resident of the United States at the earliest opportunity the individual is eligible to do so; and
- the individual has not established a residence outside of Illinois.

I am a DACA student. Can I apply for state aid using the Alternative Application for Illinois Financial Aid?

Yes. If you meet the criteria specified by the RISE Act (above) you may be eligible to apply for state financial aid.

What’s the definition of parent?

For purposes of the Alternative Application for Illinois Financial Aid, the definition of “parent” is the same as the one used by the Free Application for Federal Student Aid (FAFSA®), which is: a biological or adoptive parent or a person determined by the state to be a parent (for example, if the parent is listed on the birth certificate). If one of your parents is widowed or divorced and has remarried, answer the questions about that parent and your stepparent. Grandparents, foster parents, legal guardians, widowed stepparents, aunts, uncles, and siblings are not considered parents on the Alternative Application unless they have legally adopted you.

Would I be disqualified from being eligible for the MAP grant if my parents are not U.S. citizens?

No, your parents do not have to be U.S. citizens in order for you to qualify to apply for MAP through the Alternative Application for Illinois Financial Aid.

Are undocumented parents subject to different Illinois residency rules and are they required to provide different types of documentation than documented parents?

No, once you have applied for MAP through either the FAFSA or the Alternative Application for Illinois Financial Aid, you are subject to the same MAP eligibility requirements, including Illinois residency rules.

If I’ve already met the criteria to complete the Alternative Application for Illinois Financial Aid, but my parents moved out of state at some point during or after my senior year, will I lose my eligibility for state financial aid?

The RISE Act defines the eligibility criteria that you must meet to qualify to complete the Alternative Application. However, you must also meet the eligibility criteria for ISAC’s financial aid programs, including the Illinois residency requirement. For a dependent student to be considered an Illinois resident and be eligible to receive MAP, the parent of the dependent student who is required to complete the Alternative Application must physically reside in Illinois and Illinois must be the parent’s true, fixed, and permanent home.

FREQUENTLY ASKED QUESTIONS

About Completing the Application

Should I start the Alternative Application even if I know I will not be able to provide my parents' information?

If you are unable to obtain your parents' information, complete as much of the application as you can, submit it to ISAC, and then contact your college's financial aid office as soon as possible. The financial aid office will evaluate your situation and let you know, if, based on their school policies, they can override the need for parent information. You will likely need to provide additional information to the college to help the financial aid office better understand your unusual circumstance and make a determination regarding your dependency status. ISAC does not have the authority to override dependency or financial information; that must be done by the college and they must have sufficient information to document the situation and make their decision.

If I update my e-mail address on Section 1 of my Alternative Application, will the e-mail address on my Student Profile be automatically updated?

No. If you update your e-mail address on Section 1 of the Alternative Application, the e-mail address you provided when creating your Student Profile is not automatically updated.

The e-mail address you provide when creating your Student Profile is pre-populated on the application. If you change or update the pre-populated e-mail address on the application, you will still need to use the Student Profile e-mail address to log in to the application.

If you update your e-mail address on your application, ISAC recommends that you also update the e-mail address on your Student Profile. While not required, it may help avoid confusion should you need to log back in to the application at a later time, and it will ensure that all communication about your application is directed to the same e-mail address.

The e-mail address that is provided in Section 1 of the Alternative Application is the e-mail address that your Personal Identification Number (PIN) will be sent to, is the e-mail address the college will see on your application record, and is the e-mail address that ISAC may use to communicate with you in the future.

When creating your Student Profile and completing the application, you are encouraged to use a permanent, personal e-mail address (such as gmail, yahoo, or hotmail) rather than a school provided e-mail address that could potentially change if you change schools.

How do I provide the affidavit that is part of the RISE Act eligibility criteria to ISAC or the college I plan to attend?

Before signing and submitting the Alternative Application for Illinois Financial Aid, you, as the student applicant, will be presented with several statements to review, and if in agreement, you may proceed by selecting the option to provide an electronic signature. The Certification/Affidavit statement is included on the student signature page, and ISAC will retain the signature and certification information. A student applicant does not need to provide a separate affidavit to the college to apply for state financial aid.

FREQUENTLY ASKED QUESTIONS

About Completing the Application

Do I need to file my taxes to complete the Alternative Application for Illinois Financial Aid?

The application for the 2025-26 award year collects information about income earned in 2023. If you filed your 2023 taxes, you should use information from your 2023 tax forms to complete the income sections of the application. If you were not required to file taxes or have not filed yet, you can use other records of income earned such as W-2s, income statements, or records of money earned. If you have questions about whether or not you are required to file taxes, visit the Internal Revenue Service website at [irs.gov](https://www.irs.gov) for more information, or consult with an accountant or tax specialist.

I am having trouble updating/making a correction to the Alternative Application should I submit another application?

No. For additional assistance please contact ISAC's Student Engagement and Support Services at 800.899.4722 or an [ISACorps Member](#) in your area. ISACorps members are recent college graduates across the state who can help you understand more about college planning and the financial aid application process.

What if my parent does not have an e-mail address? Can parents and students use the same e-mail address on the application (to receive PINs)?

No, the student and parent cannot use the same e-mail address on the application. Separate e-mail addresses are required for security reasons. Your parent will need to establish an e-mail address in order to receive the Personal Identification Number (PIN) from ISAC that will be needed to electronically sign the application.

Can I file both the FAFSA and the Alternative Application for Illinois Financial Aid?

No. A student should complete either the FAFSA or the Alternative Application, depending on their eligibility and other considerations in determining which application to file. A student should not complete both applications.

However, if a student has completed an Alternative Application and subsequently becomes eligible to file a FAFSA® within an award year, the student may want to file a FAFSA® to be considered for federal student aid.

If the student filed a FAFSA and it was rejected due to their citizenship status, the student is encouraged to file an Alternative Application for the same award year, as long as the student meets all of the RISE Act eligibility requirements, and the student is encouraged to do so as soon as possible. A student who files both applications is encouraged to work closely with the financial aid administrator at the institution the student is attending to help ensure the college is aware that both applications have been submitted.

About Signing and Submitting the Application

How do I know that my Alternative Application was submitted and complete?

Your application is considered complete when all required information, including signatures, have been provided, at which point the "Submit" button will be activated and you may submit the application to ISAC electronically. If you are a dependent student, both your signature and your parent's signature must be provided to complete the application process. If your application was successfully submitted, you will receive a confirmation page, which you are encouraged to print, and you will also receive a confirmation e-mail.

FREQUENTLY ASKED QUESTIONS

About Signing and Submitting the Application

Why do my parents and I need to have PIN numbers to complete this application?

A PIN is an electronic personal identification number that serves as an identifier to allow access to personal information and act as a digital signature. The PIN, as opposed to other forms of digital signature, does not require any physical form of identification such as a driver's license, and secures the information provided by the student and parent.

When is my application considered complete?

When all signatures have been provided. If you are a dependent student, both your signature and your parent's signature must be submitted.

How do I know if I am eligible for a MAP award and how do I check on the status of my award?

To check on your eligibility and the status of a MAP award, check with the financial aid office at your college.

About Re-Applying Each Year

Do I have to re-apply each year?

Yes. A new application must be submitted for each award year. A new Alternative Application for Illinois Financial Aid is made available each year at the same time a new Free Application for Federal Student Aid (FAFSA®) form becomes available for the upcoming award year.

Will my information from a previous year's Alternative Application carry forward to the next year?

No. Application information does not carry forward from one year to the next. You will need to complete all required fields with current information. The only data items that pre-populate fields on the Alternative Application are the student's first name, last name and e-mail address provided on the applicant's Alternative Application Student Profile account.

What if I can't locate the Personal Identification Number (PIN) I used last year to sign my application?

If you or your parent(s) are unable to locate the PIN used to sign a previous Alternative Application, you may select the Resend Link & PIN button on the Signature page of the Application to obtain a new PIN.

Resources

- ISAC Resources for Non-Eligible, Noncitizens -- www.isac.org/resources-for-non-us-citizens/
- Illinois Association for College Admission Counseling (IACAC) – College Advising Guide for Undocumented Students -- www.iacac.org/undocumented/
- Federal Student Aid, Financial Aid and Undocumented Students – studentaid.gov/apply-for-aid/fafsa/filling-out/undocumented-students
- National Immigrant Justice Center -- www.immigrantjustice.org/

LOG IN RESET OPTIONS

Select Academic Year 2025-2026

Are you a First-time or Returning Applicant?

Select **First-time Applicants** if you have never created an Alternative Application for Illinois Financial Aid Student Profile and did not receive an ISAC ID Number for purposes of applying for the Monetary Award Program (MAP).

Select **Returning Applicants** if, at some time in the past, you created an Alternative Application for Illinois Financial Aid Student Profile and received an ISAC ID Number for purposes of applying for the Monetary Award Program (MAP). You must use the same e-mail address that was used for your previous application to file a new application, unless you changed your e-mail address on your Student Profile.

First-Time Applicants	Returning Applicants	Submit Parent Signature
<ul style="list-style-type: none">Click on the "Start" button to start a new 2025-2026 Alternative Application for Illinois Financial AidDo not submit multiple applications for the same academic year	<p>Complete or correct a 2025-2026 Alternative Application for Illinois Financial Aid</p> <p>Forgot Username?</p> <p>Forgot Password?</p>	<p>Click on the "Parent Signature" button to provide your parent's signature (required for dependent students)</p>
START	LOGIN	PARENT SIGNATURE

- Renewal applicants will have to provide their username and password.
- If you cannot access the application there will be an option to reset password. You will need to have access to the email you used when creating your student profile.
- You will also need to know the answer to the challenge question you created when signing up.
- Your username is your email.

Student Profile

Forgot Password?

Enter your User ID (your e-mail address)

SUBMIT

[Back](#)

LOGIN ANOTHER WAY

Student Profile

Answer Challenge Question

Please answer the question below

Pet's name

SUBMIT

[Reset Question](#)

Student Profile

Reset Password

New Password

Re-enter New Password

SUBMIT

[Cancel](#)

Student Profile

Forgot User ID E-mail? Please use below alternative access to find your profile

9-Digit ISAC ID

Date of Birth MM/DD/YYYY

SUBMIT

- In the case that you can't remember your username or password, you can log in with other information.
- For this you will need your 9-digit ISAC ID and your Date of Birth.